




Write-in voting instructions

How to vote for a person not listed on the ballot

(Write-In votes are valid for qualified write-in candidates only)

Polling place voting

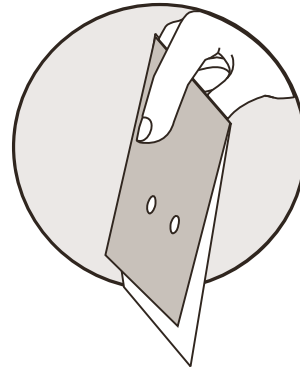


1

Write both the qualified candidate's title and name in the space provided on the write-in long stub portion of the ballot.

2


Fold stub over voted portion of the ballot and return to pollworker.



Voting by mail


1

Write both the qualified candidate's office title and name on the inside of the Write-In Ballot Security Sleeve.



2

Enclose ballot card in Write-In Ballot Security Sleeve and place in Ballot Return Envelope.



Do not write a Candidate's name and also fill in a voting position on the ballot card for the same office.

List of qualified write-in candidates are available eleven days prior to elections.